

# Technical Data Sheet

Product Name	
Full Product Name	<b>Unicote 309 2K Epoxy Base</b>
Type of Product	2K epoxy polyamide topcoat
Description	Concept Unicote 309 2K Epoxy Base is a 2K epoxy topcoat, suitable for most industrial and commercial applications. It is characterised by excellent adhesion and anti-corrosive properties with high abrasion and solvent resistance.

Tinters						
Product Name	Volume Solids %	Weight Solids %	Density		VOC	
			g/mL	lbs/US gal	g/L	lbs/US gal
341 White	70.0	84.7	1.909	15.93	291.2	2.43
342 Yellow Ochre	63.45	79.0	1.689	14.10	354.6	2.96
343 Black	60.2	64.5	1.083	9.04	384.1	3.21
344 Bright Blue	52.6	53.8	1.163	9.71	537.5	4.49
345 Green Blue	56.7	61.4	1.088	9.08	419.8	3.50
346 Violet	53.9	54.4	1.122	9.36	512.0	4.27
347 Bright Red	58.1	64.4	1.141	9.52	406.8	3.40
348 Magenta	58.6	62.6	1.072	8.94	401.4	3.35
349 Bright Yellow	56.2	62.2	1.125	9.39	425.4	3.55
350 Mid Yellow	44.2	50.1	1.085	9.06	541.8	4.52
351 Scarlet	59.8	68.5	1.240	10.35	390.3	3.26
352 Green	55.6	59.5	1.234	10.30	500.3	4.18
353 Dark Red Oxide	61.6	76.9	1.612	13.46	372.6	3.11
354 Jet Black	53.1	56.7	1.053	8.78	455.5	3.80
355 Red	63.1	66.1	1.187	9.91	402.4	3.36
371 Reduced Yellow Ochre	62.5	68.7	1.161	9.69	363.9	3.04
372 Reduced Black	61.8	65.0	1.059	8.84	370.3	3.09
373 Reduced Green Blue	61.0	64.3	1.060	8.85	378.9	3.16
374 Reduced Scarlet	61.8	66.0	1.093	9.12	371.2	3.10
375 Reduced Green	60.8	63.8	1.092	9.11	395.5	3.30
381 Silver	41.4	54.4	1.171	9.78	533.7	4.45
382 Coarse Silver	42.5	51.4	1.116	9.31	541.4	4.52
399 Flattening Base	35.9	43.2	1.094	9.13	621.5	5.19

# Technical Data Sheet

## Products

Product Name	Volume Solids %	Weight Solids %	Density		VOC	
			g/mL	lbs/US gal	g/L	lbs/US gal
309 2K Epoxy Base	42.7	51.0	1.050	8.76	514.6	4.29
309 Epoxy Hardener	37.1	41.3	0.933	7.79	542.0	4.52
831 2K Thinner Slow	0.0	0.0	0.893	7.45	892.7	7.45
831 2K Thinner Normal	0.0	0.0	0.882	7.36	881.9	7.36
831 2K Thinner Fast	0.0	0.0	0.872	7.27	871.5	7.27


## Properties

- Superior performance
- High gloss
- Quick and easy application

## Substrates

- Mild Steel
- Aluminium
- Galvanised Iron
- Glass Reinforced Plastics (GRP)
- Previously painted substrates in sound condition

# Technical Data Sheet

<b>Substrate Preparation</b>	
 <b>Mild Steel</b>	<p><b>DTM:</b> Sand with 240 Frecut  <b>Primer:</b> <u>Optimal:</u> Concept HS 2K Primer or Concept 136 Epoxy Urethane Primer or Concept 141 Epoxy Primer  <u>Standard:</u> Apply Concept 103 Etch Primer or Concept 111 Universal Primer(HB)                      Sand with P600 wet or dry</p>
<b>Aluminium</b>	<p><b>DTM:</b> No Sanding required  <u>Optimal:</u> Apply Concept 141 Epoxy Primer or Concept 132 2K Etch Primer with Concept HS 2K Primer  <u>Standard:</u> Apply Concept 103 Etch Primer or Concept 110 Metal Etch or Concept 111 Universal Primer(HB)                      Sand with P600 wet or dry</p>
<b>Galvanised Iron</b>	<p><b>DTM:</b> Sand with 240 Frecut  <u>Optimal:</u> Apply Concept 141 Epoxy Primer, or Concept 132 2K Etch Primer with Concept HS 2K Primer  <u>Standard:</u> Apply Concept 103 Etch Primer or Concept 110 Metal Etch or Concept 111 Universal Primer(HB)                      Sand with P600 wet or dry</p>
<b>Glass Reinforced Plastics (GRP)</b>	<p><b>DTM:</b> Sand with 240 Frecut  <u>Optimal:</u> Apply Concept 141 Epoxy Primer or Concept HS 2K Primer  <u>Standard:</u> Apply Concept 103 Etch Primer or Concept 111 Universal Primer(HB)                      Sand with P600 wet or dry</p>
<b>Previously painted surfaces</b> (in sound condition)	<p>Sand with P600 wet or dry</p>
<p><b>Special Notes:</b></p> <ul style="list-style-type: none"> <li>• All surfaces must be thoroughly sanded and cleaned with Concept Wax &amp; Grease Remover prior to application.</li> <li>• Use white or light coloured primers under bright yellows, oranges and reds, if required.</li> <li>• The above systems are examples only. For further information, please contact Concept Paints Technical Representative.</li> </ul>	

# Technical Data Sheet

## Product Preparation



- Weigh the concentrates into the required base in accordance with the relevant colour formula.
- A maximum of only 10% reduced concentrates is allowed and a maximum of 35% for all concentrates, in total.
- Stir or shake for a minimum of 10 minutes.
- Never leave the mixture stand for more than 30 minutes before mixing.












**4:1  
Mixing  
Ratio  
(by volume)**




Concept 309 2K Epoxy Base	Concept 309 Epoxy Hardener
4 parts	1 part

# Technical Data Sheet

## Product Preparation

	<b>Reducer</b>	Up to 20% (v/v) Concept 831 2K Thinner, if required			
	<b>Matting</b> (if required)	<b>Satin Finish:</b> Add 30% of 399 Flattening Base. <b>Matt Finish:</b> Add 45% of 399 Flattening Base. <b>Notes:</b> <ul style="list-style-type: none"> <li>• Never add more than 50% of 399 Flattening Base.</li> <li>• 399 Flattening Base must be added before adding a hardener or thinner.</li> <li>• The addition of 399 Flattening Base will reduce coverage.</li> </ul>			
	<b>Pot life</b> @ 25°C (77°F)	3-4 hours			
	<b>Spray viscosity</b> @ 25°C (77°F)	<b>BSB 4 Cup</b>	17-19 s		
		<b>Ford 4 Cup</b>	15-17 s		
	<b>Spray equipment</b>	<b>Gun type</b>	<b>Fluid tip</b>	<b>Spray pressure</b>	<b>Spray Distance</b>
		<b>Gravity Feed</b>	1.2-1.4 mm 0.047-0.055"	200-240 kPa 2.0-2.4 bar 30-35 psi	15-20 cm 6-8 inch
		<b>Suction feed</b>	1.5-2.0 mm 0.059-0.079"	200-240 kPa 2.0-2.4 bar 30-35 psi	15-20 cm 6-8 inch
		<b>Airless, Air Assisted, Electrostatic</b>	Consult the manufacturer's instructions.		
	<b>Number of coats</b>	2-3	Apply one light coat followed by one or two even full coats. Avoid heavy wet coats.		
	<b>DFT Recommended</b>	80-100 µm 3.1-4.0 mils			
	<b>Flash off time</b> @ 25°C (77°F)	5-10 min between coats			
	<b>Drying</b>	<b>Air Dry</b> @ 25°C (77°F)	Tack Free: 3-4 hours Recoatable with itself after 7 hours minimum and 36 hours maximum.		
This data relates only to the material designated herein and does not apply to use in combination with any other material or any process. The data is not to be considered as a warranty or quality specification and we assume no liability in connection with its use.					

# Technical Data Sheet

Remarks	
	Stir all products thoroughly each time before use. Stir the mixture well after the weigh-out of the components.
	Before application a colour comparison is recommended
	Surface temperature must always be a minimum of 3°C (5°F) above dew point.

Equipment Cleaning	
Use Concept Paints cleaner such as Concept 035 Gunwash or 808 Multi-Thinner	

Dry Film Properties	
After 7 days drying, <b><u>when compared to similar technology products.</u></b>	
Gloss 60/20°	95/85
Water resistance	Excellent
Petrol resistance	Excellent
Abrasion Resistance	Excellent
Durability	Good (will chalk and yellow on prolonged exposure)

Product Data	
Theoretical Coverage	Approx. 4.0 m <sup>2</sup> /L (165 ft <sup>2</sup> /US gal) @ recommended DFT
Shelf Life	36 months in an unopened container at room temperature away from sunlight.

# Technical Data Sheet

## Product Packaging

Product Code	Product Name	Package Size
INXXXXXXXXXXXX	Unicote 300 Tinters	1L, 4L
INXXXXXXXXXXXX	Unicote 300 Metallic Tinters	1L, 4L
INXXXXXXXXXXXX	Unicote 300 Reduced Tinters	1L
IN3999003000X	399 Flattening Base	1L, 4L
IN3099000000X	309 2K Epoxy Base	4L, 14L, 20L
IN39092000001	309 Epoxy Hardener	1L
IN83191000020	831 2K Thinner Slow	20L
IN83192000020	831 2K Thinner Normal	20L
IN83193000020	831 2K Thinner Fast	20L

## Safety

For automotive and industrial use only by professional painters. Not recommended for sale to, or use by the general public. Before using, read and follow all label and Safety Data Sheet (SDS) precautions. If mixed with other components, the mixture will have hazards of all individual components.

Read and understand the Guidelines for the Safe Handling and Use of Isocyanate Containing Paints, including the use of approved respiratory protection and Personal Protective Equipment. Use only in a well-ventilated approved spray booth, according to local regulations.

The information provided in this documentation has been carefully selected and arranged by us. It is based upon our best knowledge on the subject at the date of issuance. The Information is given for information purposes only. We are not liable for its correctness, accuracy and completeness. It is up to the user to check if the information is current and the product is suitable for its intended purpose. The intellectual property in this Information, including patents, trademarks and copyrights, is protected. All rights reserved. We may modify and/ or discontinue operation of all or portions of this Information at any time in our sole discretion, without notice and assume no responsibility to update the Information. All rules set forth in this clause shall apply accordingly for any future changes and amendments. This Technical Data Sheet supersedes all previous issues.

Concept Paints  
26-30 Charles Street  
St Marys NSW 2760  
Sydney, Australia

ph. +61 (2) 9673 2555  
fax. +61 (2) 9623 1918  
office@conceptpaints.com.au  
www.conceptpaints.com.au